

Product Information

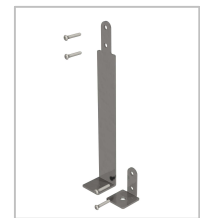
Mini Beast Backless Bench - 1200mm or 1800mm



VEMBLESS12-BEE-SNL - 1200mm Mini Beast Bench



Recycled Plastic Seat Planks & Bench Ends




Surface Brackets (FURNBKTs) or In-ground Brackets (FURNGBKTs) Sold Separately.

Choose Any 2 Mini Beast End Panels to Complete Your Bench - Add the Appropriate Suffixes to the Code.




Bee Bench End - BEE



Caterpillar Bench End - CTR



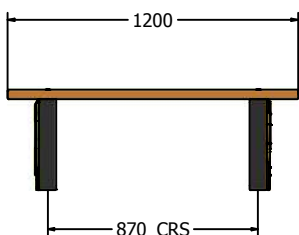
Snail Bench End - SNL



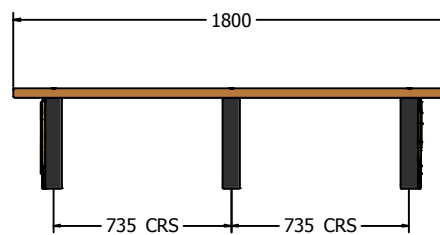

Ladybug Bench End - LDY



VEMBLESS18-BEE-SNL
1800mm Mini Beast Bench



1200mm Bench



1800mm Bench

Designed to British & European Standard (BS EN 1176)



Supplied Flat-Packaged or Fully-Assembled (Additional Cost)

Mini Beast Backless Bench - 1200mm

Age Range: 3+ Years
Largest Part: Bench Plank - 140x38x1200
Heaviest Part: Bench Plank - 6Kg
Total Weight: Approx - 25Kg
Surfacing : N/A

Minimum Inspection Schedule	
Inspection Type	Inspection Frequency
Visual	Every Month
Functionality	Every Month
Comprehensive	Every 6 Months

Mini Beast Backless Bench - 1800mm

Age Range: 3+ Years
Largest Part: Bench Plank - 140x38x1800
Heaviest Part: Bench Plank - 9.1Kg
Total Weight: Approx - 35Kg
Surfacing : N/A

Material: **LumbeRock Planks** - Recycled High Density Polyethylene (HDPE) with wood grain texture on one face
Bench Ends - Recycled moulded plastic with heavy texture finish
Design Panel - Two colour High Density Polyethylene (HDPE) with orange peel texture finish

Colour Choices: **LumbeRock Planks** - Cedar (pictured) or Chocolate
Bench Ends - Black only
Design Panel - Broad selection available - see website for details